

Surveying the Results

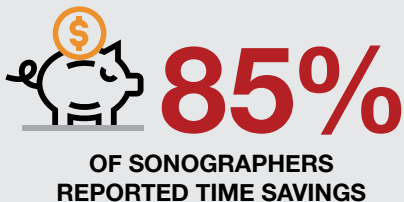
We asked 15 physicians and 26 sonographers to rate Hitachi's VidiStar Cardiovascular Information System (CVIS)

Survey Highlights



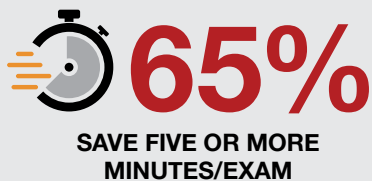
» Q01

Does the VidiStar platform make it easier to meet accreditation requirements?



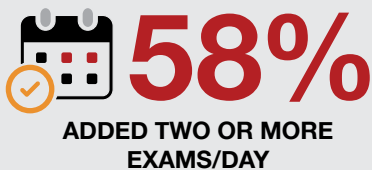
» Q02

Does VidiStar enable you to complete preliminary reports for normal exams in less time (than pre-VidiStar)?



» Q03

How much time do you save, per normal exam, using VidiStar (automated measurements, pre-populated templates, etc.)?



» Q04

How many additional exams, on average, are you able to perform daily as a result of using VidiStar?



» VidiStar helps sonographers save time, do more exams, get access to better images and meet accreditation requirements.

1. On a scale of 1 to 10 (10 being very important), please rate the importance of VidiStar in your diagnostic imaging program.
 - ▶ **85% of sonographers surveyed rated the system a "9" or "10"**
2. On a scale 1 to 10 (10 being excellent), please rank the image quality of VidiStar.
 - ▶ **77% of sonographers surveyed said VidiStar's image quality ranks between an "8" and "10"**
3. The VidiStar platform has helped improve my workflow.
 - ▶ **73% of sonographers surveyed said that VidiStar improved their workflows**
4. The VidiStar platform has helped standardize my department's diagnostics reporting.
 - ▶ **77% of sonographers surveyed said the VidiStar platform has helped standardize their departments' diagnostic reporting.**
5. How many additional exams do you estimate being able to do daily as a result of using VidiStar?
 - ▶ **42% of sonographers surveyed were able to perform three or more additional exams per day on average**

Survey Highlights



» Q01

Has VidiStar helped improve workflow?

✓ REMOTE READING/REPORTING

✓ EASY-TO-USE
CUSTOMIZED TEMPLATES

» Q02

What was the #1 feature that appealed to you in selecting VidiStar?



OF PHYSICIANS SAY REMOTE ACCESS IS
EITHER “IMPORTANT” OR “VERY IMPORTANT”

» Q03

How important is being able to read images and prepare reports remotely?



OF PHYSICIANS SAVE
1 TO 9 HOURS/WEEK

» Q04

How much time do you save weekly by being able to read remotely?



OF PHYSICIANS SAVED 1-5+ MINUTES PER
EXAM WITH STRUCTURED WORKFLOW

» Q05

On average, how much time do you save using VidiStar's point-and-click reporting and automatic measurement population?

*“We’ve gone from echocardiograms waiting in excess of 18 hours for interpretation down to, on average, less than two hours,”
The efficiency gains have translated into a much better care experience for patients, we’re getting them the care they need and getting them out of the hospital faster.”*

- Chad Ainsworth, St. Dominic Hospital

» VidiStar’s workflows and remote access help physicians provide better reports and save time.

1. On a scale of 1 to 5 (1=not very important, 5=very important) please rate the importance of VidiStar in your diagnostic imaging program.
▶ **93% of physicians rated VidiStar software a “4” or “5”**
2. On a scale 1 to 5 (1=very poor, 5=excellent) please rank the image quality of VidiStar.
▶ **87% of physicians rated VidiStar a “4” or “5”**
3. On a scale 1 to 5 (1=extremely slow, 5=extremely fast) please rank the speed of VidiStar in loading and displaying your images.
▶ **73% of physicians rated VidiStar “fast” to “extremely fast”**
4. VidiStar made it easier for my organization to meet accreditation requirements.
▶ **Yes—according to 67% of physicians**
5. VidiStar has helped standardize my organization’s diagnostic reporting.
▶ **Yes—according to 73% of physicians**
6. The VidiStar platform is user-friendly.
▶ **Yes—according to 67% of physicians**
7. When asked if VidiStar’s structured reporting workflow saves time in writing/preparing the final report.
▶ **80% of physicians reported time savings of up to five minutes per report**
8. How many additional scans do you estimate being able to read on a daily basis as a result of having a simplified reporting platform?
▶ **53% of physicians said they were able to read up to five additional scans per day**
9. Would you say that VidiStar’s automatically formatted reports and standardized phrasing have improved the quality of your reports?
▶ **Yes—according to 67% of providers**

Data based on respondents of Hitachi’s 2020 customer insights survey of 26 sonographers and 15 physicians using VidiStar.